

Are Mendelian randomization investigations immune from bias due to reverse causation?

Stephen Burgess^{1,2 *} Sonja A Swanson³
Jeremy A Labrecque³

¹ MRC Biostatistics Unit, University of Cambridge, Cambridge, UK

² Cardiovascular Epidemiology Unit,
Department of Public Health and Primary Care,
University of Cambridge, Cambridge, UK

³ Department of Epidemiology, Erasmus MC, Rotterdam, Netherlands

Funding: Dr Burgess is supported by a Sir Henry Dale Fellowship jointly funded by the Wellcome Trust and the Royal Society (Grant Number 204623/Z/16/Z). Dr Swanson is further supported by a NWO/ZonMW Veni Grant (Grant Number 91617066). This work was supported by funding from the National Institute for Health Research (Cambridge Biomedical Research Centre at the Cambridge University Hospitals National Health Service Foundation Trust). The views expressed are those of the authors and not necessarily those of the National Health Service, the National Institute for Health Research or the Department of Health and Social Care.

Conflict of interest/competing interests: The authors have no conflicts of interest to declare that are relevant to the content of this article.

Keywords: causal inference, Mendelian randomization, instrumental variable, reverse causation, bias.

Word count: 2342 (main text), 262 (abstract).

*Corresponding author. Email: sb452@medschl.cam.ac.uk.

Abstract

Reverse causation occurs when the outcome variable at an earlier timepoint, or a proximal precursor of the outcome (such as pre-clinical disease), has a causal effect on the risk factor. This confounding by pre-clinical or prior outcome can lead to bias when trying to estimate an average causal effect of the risk factor on the outcome. As genetic variants are fixed at conception, it has been stated that Mendelian randomization investigations are protected from bias arising due to reverse causation, or even that Mendelian randomization investigations are not affected by reverse causation. While Mendelian randomization analyses have some protection against bias due to reverse causation, the claim of complete immunity is a misconception. We provide three plausible scenarios and accompanying examples of how reverse causation can influence Mendelian randomization estimates: 1) the genetic association with the risk factor is secondary to the effect of the variant on the outcome or a proximal precursor of the outcome, 2) the genetic association with the outcome is distorted by a feedback mechanism whereby the risk factor and outcome both influence each other over time, and 3) the genetic association with the outcome is distorted by an effect of the outcome in the parental generation on the outcome in the offspring generation. In these scenarios, all causal effects typically estimated in Mendelian randomization analyses will be biased, though hypothesis testing can still be valid in Scenario 2 and 3 for a version of the causal null hypothesis. This underscores the general recommendation to view Mendelian randomization as primarily testing a causal null hypothesis rather than estimating a causal effect.

Mendelian randomization uses genetic variants as instrumental variables to make causal inferences about the effect of a risk factor on an outcome [1, 2]. If a genetic variant satisfies the instrumental variable assumptions for the given risk factor and outcome [3], then an association between the genetic variant and the outcome implies the risk factor affects the outcome in some individuals at some point in the life-course [4]. Combining the instrumental variable assumptions with further assumptions allows valid testing of a more specific causal hypothesis and/or valid estimation of global or local, and point or period average causal effects [5].

Two motivations for Mendelian randomization are primarily stated: avoiding bias from unmeasured confounding and avoiding bias from reverse causation [6]. Reverse causation occurs when the outcome variable at an earlier timepoint, or a proximal precursor of the outcome (such as pre-clinical disease), has a causal effect on the risk factor which can bias estimates of the effect of the risk factor on the outcome. Though it can often be viewed as a specific form of confounding (when pre-clinical disease is a shared cause of the risk factor and outcome [7]), reverse causation is conceptually distinct enough from other forms of confounding to be considered as a phenomenon in its own right. (We underscore that reverse causation does not imply that time flows backwards or somehow that future measurements influence the past, but that even if the outcome is measured at a later timepoint to the risk factor, either the outcome at an earlier timepoint or a precursor of the outcome may have influenced the measured value of the risk factor.)

An individual’s genetic code is fixed at conception. This implies that genetic associations are less vulnerable to bias from many sources of confounding and reverse causation. For example, environmental or lifestyle factors that occur post-conception cannot be a cause of the genetic variants and therefore cannot be a shared cause of the variants and outcome. Further protection from confounding comes from the random allocation of genetic variants during meiosis and from random mating within the population (although completely random mating is not plausible, mating is often plausibly random with respect to the genetic variants included in Mendelian randomization analyses) – meaning that genetic variants are often independent of confounding factors other than ancestry [8, 9].

It has also often been stated that the fixed nature of the genetic code provides complete immunity to bias from reverse causation in Mendelian randomization studies because genetic variants must precede the outcome in time. For example, Davey Smith and Ebrahim [10] wrote about “the lack of possibility of reverse causation as an influence on exposure–outcome associations in both Mendelian randomization and randomized controlled trial settings” and remarked “the instrument will not be influenced by the development of the outcome (i.e., there will be no reverse causation)”. Here, we demonstrate how reverse causation can lead to bias in Mendelian randomization analyses. For each scenario, we show that even though the variant–outcome associations may not suffer from reverse causation, reverse causation between the risk factor and outcome either in individuals or across generations can result in bias in Mendelian randomization

analyses. That is, even though the outcome may not cause the genetic variant (and thus the variant–outcome association may not seem to suffer from reverse causation), the type of reverse causation that affects traditional analyses may still indeed bias estimates from Mendelian randomization studies (when a Mendelian randomization analysis is undertaken to estimate a causal parameter) and invalidate causal conclusions (when a Mendelian randomization analysis is undertaken to test a causal hypothesis) [11, 12].

Scenario 1. Genetic association with the risk factor is not primary

The first mechanism we consider is that a genetic variant is associated with the risk factor via a primary effect of the variant on the outcome or on a precursor of the outcome (Figure 1). As an example, testosterone has been hypothesized as a possible causal risk factor for polycystic ovary syndrome (PCOS). Genetic variants that predict testosterone concentration in women have been shown to be associated with risk of PCOS [13]. However, one of the symptoms of PCOS is increased testosterone. Therefore, it may not be that elevated testosterone that leads to increased risk of PCOS, but increased predisposition to PCOS that leads to elevated testosterone levels. Genetic variants identified as instruments for testosterone may not affect testosterone directly, but rather via their association with PCOS. The variants may affect risk of PCOS directly (Figure 1a) or indirectly via an alternative risk factor for PCOS or pre-clinical PCOS (Figure 1b). The genetic variants are still primary in the causal chain, but reverse causation between the putative risk factor and outcome means that the variants influence the risk factor secondarily. In this case, an association between the genetic variants and outcome can be present without a causal effect of the risk factor on the outcome.

Genetic associations will generally be lesser in strength when the path from the gene to the trait is less direct. However, as sample sizes for genetic discovery increase, it is increasingly likely that some genetic associations with risk factors are secondary to their association with another variable. The chances of finding such a variant also increase when reverse causation between the risk factor and outcome is stronger. In other words, if Mendelian randomization is being used specifically because of concerns about reverse causation in a traditional observational analysis, the risk of bias due to reverse causation via this mechanism in Mendelian randomization will also be higher. In this scenario, not only are effect estimates expected to be biased, but tests of causal null hypotheses are also not valid.

Scenario 2. Feedback mechanism

Secondly, Mendelian randomization studies with genetic variants that have direct effects only on the risk factor (i.e. they do not directly affect the outcome) can still suffer from bias due to reverse causation. For instance, if the risk factor influences the outcome and the outcome influences the risk factor at a later time-point (Figure 2a), then genetic as-

sociations with the risk factor will be distorted, and Mendelian randomization estimates may be misleading.

As an example, genetic variants that predict obesity have been shown to associate with income in women [14]. However, income affects many lifestyle factors, including obesity, leading to a feedback loop. A similar story can be told for cigarette smoking and obesity: genetic predictors of obesity associate with increased smoking prevalence (perhaps smokers seeking to reduce weight) [15], but genetic predictors of cigarette smoking associate with decreased weight (as cigarette smoking is an appetite suppressant) [16]. Depending on the strength and direction of the reverse causal effect and the prevalence of the outcome, genetic associations with the measured value of the risk factor can be over- or under-estimated due to reverse causation [17]. However, some tests of causation will be valid regardless of the presence of this type of reverse causation [5]. For instance, this type of reverse causation will not affect the validity of a test of the sharp causal null (that there is a causal effect in at least one person at one point in time) of the risk factor on the outcome assuming the instrumental variable assumptions hold (Figure 2b). This is because an association between the genetic variant and outcome still reflects the existence of pathways that go through the risk factor first, even though effect estimation cannot as readily tease apart the feedback loops.

Feedback scenarios can occur other than due to reverse causation. A different feedback scenario is that individuals with high levels of a risk factor will preferentially take medication to lower the risk factor. For example, individuals with high levels of cholesterol are more likely to take cholesterol-lowering medication, and similarly for blood pressure. The reverse is true for factors that are beneficial for health outcomes. For example, pregnant women with low iron status are more likely to take iron supplements [18]. In extreme cases where intervention on the risk factor is common and substantial, it may even be that medication or supplementation attenuates completely or even reverses genetic associations with the risk factor. This is particularly important in the example of iron and pregnancy, as the risk factor of interest is not maternal iron levels in general, but maternal iron levels during the critical period of pregnancy.

Scenario 3. Cross-generational effects

Finally, even though they are fixed at the start of an individual's life, genetic variants are inherited from an individual's parents. Hence when considering effects that may span across generations, an individual's genetic variants are no longer primary in the causal chain. The outcome in the parents could influence the outcome or confounders of the outcome in the offspring directly, leading to a pathway from the offspring genetic variants to the offspring outcome that is not via the offspring risk factor (Figure 3). While this scenario stretches the common understanding of reverse causation somewhat, this is still an example of the outcome influencing a downstream variable, even if the outcome in this case is in the previous generation, and so we believe it is worth discussing while addressing the topic of reverse causation.

For instance, the same genetic variants that predispose an individual to increased alcohol consumption also predisposed at least one of the individual's parents to increased alcohol consumption. Outcomes in the offspring generation may be driven by the outcomes caused by the parents' alcohol consumption, rather than from the offspring's alcohol consumption directly. Hence there may be causal effects of alcohol even amongst individuals who themselves do not drink. Additionally, increased parental predisposition to drinking alcohol may affect offspring alcohol consumption, distorting Mendelian randomization estimates. As a further example, genetic variants associated with body mass index may be associated with outcomes not only due to the effect of obesity in the individuals observed, but also due to obesity and its consequences in the parent generation.

From the perspective of aetiology, this is not always such a serious problem as even if the offspring outcomes are driven by the risk factor and its consequences in the parents, it is still the risk factor that is causal for the outcome. However, from the perspective of intervention, changing the risk factor in the offspring may not lead to the consequences for offspring outcomes that are predicted by straightforward interpretation of a Mendelian randomization estimate. Hence Mendelian randomization investigations with cross-generational effects are able to assess the causal relevance of the risk factor in a broad sense, in that they can test the sharp causal null that the risk factor affects the outcome in at least one generation. However, the pathway by which the risk factor influences the outcome may be driven by the effect of the risk factor in a previous generation.

Discussion and conclusion

In this short manuscript, we have discussed three ways in which Mendelian randomization analyses may be susceptible to bias due to reverse causation. Although in some cases a causal hypothesis can still be validly tested, in other cases causal inferences of all types from the approach may be unreliable. Several methodological researchers have already cautioned against interpretation of causal estimates from Mendelian randomization as the expected impact of intervening on the risk factor in a clinical setting, or even advised against presenting causal effect estimates at all [4, 19, 11]. This manuscript provides further reasons for caution not only in the interpretation of effect estimates, but also in the validity of causal null hypothesis testing. It is important to appreciate context when interpreting findings from a Mendelian randomization analysis, and to be aware that the estimated causal effect of the risk factor (which typically gets interpreted as the impact of a lifelong change in the trajectory of a risk factor) may not be achievable by a practical intervention on the risk factor in the target population.

There are several approaches that can be taken by investigators to mitigate or identify bias due to reverse causation. Some of this guidance follows best practices for Mendelian randomization studies more broadly [12]. Overall, where possible, Mendelian randomization analyses should be performed using genetic variants for which the mechanism

of association of the variants with the risk factor is both primary and well-understood. As a consequence of this, investigators should prioritize Mendelian randomization analyses for risk factors that have proximal genetic variants. When the mechanism linking genetic variants and risk factors is unclear or distant, inferences from Mendelian randomization generally carry less evidential weight. As for more advice more specific to the scenarios considered here, first, statistical methods have been developed to help distinguish whether genetic variants primarily influence the risk factor or another variable (as per Scenario 1). The MR-Steiger method measures the proportion of variance explained by a genetic variant in the risk factor and in the outcome [20] and can be used to flag for removal from the analysis variants that are more strongly linked to the outcome than the risk factor. This method is not guaranteed to identify Scenario 1, and is sensitive to measurement error. Secondly, simulations can be used to explore the extent of bias due to feedback mechanisms (as per Scenario 2), although this relies on strong assumptions about the temporal nature and magnitude of the feedback [17]. Thirdly, statistical methods have been developed to consider cross-generational effects (as per Scenario 3) when data are available on parents and offspring [21, 22]. If such data are not available, researchers should express caution in the interpretation of a Mendelian randomization investigation when it is plausible that causal effects may span across generations. Scenarios 2 and 3 further underscore the general recommendation to view Mendelian randomization as primarily testing a causal null hypothesis rather than estimating a causal effect [12].

In conclusion, while it is fair to say that Mendelian randomization investigations offer some protection against reverse causation, it is not reasonable to claim that Mendelian randomization investigations are totally immune from the phenomenon. Researchers should consider carefully whether their findings could be explained by genetic variants having a primary association with the outcome, and how previous versions of an outcome (within an individual or across generations) can impact the stated risk factor.

References

- [1] Lawlor D, Harbord R, Sterne J, Timpson N, Davey Smith G. Mendelian randomization: using genes as instruments for making causal inferences in epidemiology. *Statistics in Medicine* 2008; **27**(8):1133–1163, doi:10.1002/sim.3034.
- [2] Burgess S, Thompson SG. *Mendelian randomization: methods for using genetic variants in causal estimation*. Chapman & Hall, Boca Raton, FL, 2015.
- [3] Hernán M, Robins J. Instruments for causal inference: an epidemiologist’s dream? *Epidemiology* 2006; **17**(4):360–372, doi:10.1097/01.ede.0000222409.00878.37.
- [4] Didelez V, Sheehan N. Mendelian randomization as an instrumental variable approach to causal inference. *Statistical Methods in Medical Research* 2007; **16**(4):309–330, doi:10.1177/0962280206077743.

- [5] Swanson SA, Labrecque J, Hernán MA. Causal null hypotheses of sustained treatment strategies: What can be tested with an instrumental variable? *European Journal of Epidemiology* 2018; **33**(8):723–728.
- [6] Davey Smith G, Ebrahim S. Mendelian randomization: prospects, potentials, and limitations. *International Journal of Epidemiology* 2004; **33**(1):30–42, doi:10.1093/ije/dyh132.
- [7] Hernán M, Robins J. *Causal Inference: What If?* Chapman & Hall/CRC Press, 2020.
- [8] Davey Smith G, Lawlor D, Harbord R, Timpson N, Day I, Ebrahim S. Clustered environments and randomized genes: a fundamental distinction between conventional and genetic epidemiology. *PLoS Medicine* 2007; **4**(12):e352, doi:10.1371/journal.pmed.0040352.
- [9] Taylor M, Tansey KE, Lawlor DA, Bowden J, Evans DM, Davey-Smith G, Timpson NJ. Testing the principles of Mendelian randomization: Opportunities and complications on a genomewide scale. *bioRxiv* 2017; **124362**, doi:10.1101/124362.
- [10] Davey Smith G, Ebrahim S. *Mendelian randomization: genetic variants as instruments for strengthening causal inference in observational studies*, chap. 16. National Academies Press (US), 2008; 336–366.
- [11] VanderWeele T, Tchetgen Tchetgen E, Cornelis M, Kraft P. Methodological challenges in Mendelian randomization. *Epidemiology* 2014; **25**(3):427–435, doi:10.1097/ede.0000000000000081.
- [12] Burgess S, Davey Smith G, Davies NM, Dudbridge F, Gill D, Glymour MM, Hartwig FP, Holmes MV, Minelli C, Relton CL, *et al.*. Guidelines for performing Mendelian randomization investigations. *Wellcome Open Research* 2020; **4**:186, doi:10.12688/wellcomeopenres.15555.1.
- [13] Ruth KS, *et al.*. Using human genetics to understand the disease impacts of testosterone in men and women. *Nature Medicine* 2020; **26**:252–258, doi:10.1038/s41591-020-0751-5.
- [14] Tyrrell J, Jones SE, Beaumont R, Astley CM, Lovell R, Yaghootkar H, Tuke M, Ruth KS, Freathy RM, Hirschhorn JN, *et al.*. Height, body mass index, and socioeconomic status: mendelian randomisation study in UK Biobank. *British Medical Journal* 2016; **352**:i582, doi:10.1136/bmj.i582.
- [15] Carreras-Torres R, Johansson M, Haycock PC, Relton CL, Smith GD, Brennan P, Martin RM. Role of obesity in smoking behaviour: Mendelian randomisation study in UK Biobank. *British Medical Journal* 2018; **361**:k1767, doi:10.1136/bmj.k1767.

- [16] Taylor AE, Richmond RC, Palviainen T, Loukola A, Wootton RE, Kaprio J, Relton CL, Davey Smith G, Munafò MR. The effect of body mass index on smoking behaviour and nicotine metabolism: a Mendelian randomization study. *Human Molecular Genetics* 2018; **28**(8):1322–1330, doi:10.1093/hmg/ddy434.
- [17] Labrecque JA, Swanson SA. Interpretation and potential biases of Mendelian randomization estimates with time-varying exposures. *American Journal of Epidemiology* 2019; **188**(1):231–238, doi:10.1093/aje/kwy204.
- [18] Bédard A, Lewis SJ, Burgess S, Henderson AJ, Shaheen SO. Maternal iron status during pregnancy and respiratory and atopic outcomes in the offspring: a Mendelian randomisation study. *BMJ Open Respiratory Research* 2018; **5**(1):e000275, doi:10.1136/bmjresp-2018-000275.
- [19] Burgess S, Butterworth A, Malarstig A, Thompson S. Use of Mendelian randomisation to assess potential benefit of clinical intervention. *British Medical Journal* 2012; **345**:e7325, doi:10.1136/bmj.e7325.
- [20] Hemani G, Tilling K, Davey Smith G. Orienting the causal relationship between imprecisely measured traits using GWAS summary data. *PLoS Genetics* 2017; **13**(11):e1007081, doi:10.1371/journal.pgen.1007081.
- [21] Evans DM, Moen GH, Hwang LD, Lawlor DA, Warrington NM. Elucidating the role of maternal environmental exposures on offspring health and disease using two-sample Mendelian randomization. *International Journal of Epidemiology* 2019; **48**(3):861–875, doi:10.1093/ije/dyz019.
- [22] Warrington NM, Beaumont RN, Horikoshi M, Day FR, Helgeland Ø, Laurin C, Bacelis J, Peng S, Hao K, Feenstra B, *et al.*. Maternal and fetal genetic effects on birth weight and their relevance to cardio-metabolic risk factors. *Nature Genetics* 2019; **51**:804–814, doi:10.1038/s41588-019-0403-1.

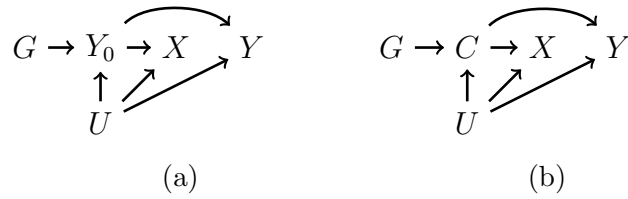


Figure 1: Diagrams illustrating relationships between a genetic variant (G), risk factor (X), and an outcome (Y), where the effect of the genetic variant on the risk factor is a) through its effect on the outcome previous to the risk factor (Y_0) and b) through a confounder (C) – a common cause of risk factor and outcome. Unmeasured confounding is represented by U .

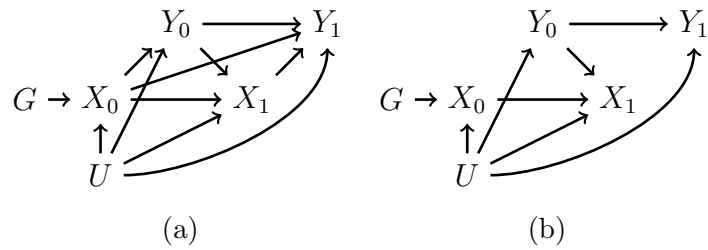


Figure 2: Diagrams illustrating time-varying relationships between a genetic variant (G), risk factor (X), an outcome (Y) and unmeasured confounder (U) at time 0 and time 1 (indicated by subscripts) where a) the genetic variant has a primary effect on the risk factor, and there are bidirectional effects between the risk factor and outcome and b) the genetic variant has a primary effect on the risk factor, but only the reverse causal effect of the outcome on the risk factor is present, meaning that genetic variant is independent of the outcome.

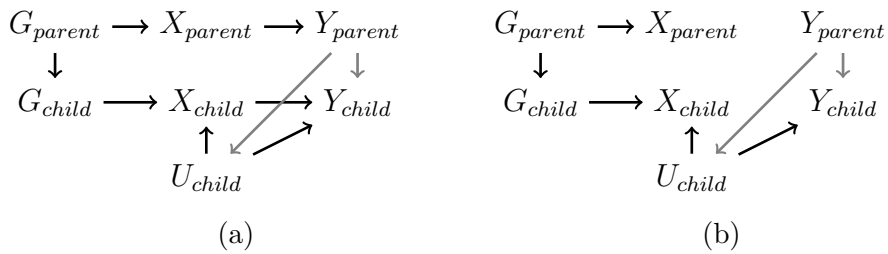


Figure 3: A cross-generational diagram of genetic variant (G), risk factor (X), and outcome (Y) in both the parent and child. The potential cross-generational reverse causal effect of parental outcome on offspring confounder or outcome is displayed in grey. When the risk factor causes the outcome in either or both generations (panel a), Mendelian randomization estimates will typically be non-null, but biased. When the risk factor does not cause the outcome in either generation (panel b), Mendelian randomization estimates will not be biased and will provide a valid test of the sharp causal null hypothesis. Shared causes of the parent's exposure and outcome, and their effects on the child's exposure and outcome that are not relevant to the bias under study, are omitted for clarity.